

ETA Process Instrumentation

www.etapii.com
sales@etapii.com
tel: 978.532.1330

New England

Martech Controls

www.martechcontrols.com
sales@martechcontrols.com
tel: 315.876.9120

Upstate New York

**SENSOR TECHNOLOGY
FOR DEW POINT METERS**

TECHNOLOGY OVERVIEW

Hyper-Thin-Film (HTF™) Aluminum Oxide Sensor Technology



Reliable

Accurate

Fast

- Patented technology
- High sensitivity
- Temperature compensated
- Field calibratable
- Field replaceable
- Easy maintenance



The breakthrough Hyper-Thin-Film (HTF™) Technology is based on major advances in thin-film technology and metal oxide sciences. It provides measurements with a sensitivity several orders of magnitude larger than of those made with all other technologies. HTF sensors are free of drift and insensitive to temperature changes over most of their range.

Operating Principle

The HTF and all other aluminum oxide sensors share the same basic operating principle: the capacitance measured between the sensor's aluminum core and a gold film deposited on top of the oxide layer varies with the water vapor content in the pores of the oxide layer. Three fundamental structural improvements in the oxide layer give our HTF sensors much increased sensitivity and stability: HTF sensors have much thinner oxide layer, a better defined barrier layer between the aluminum and the aluminum oxide and a unique pore geometry enhancing the entrapment of water molecules.

Hyper-Thin Layer

With the HTF technology, sensors can be produced with hyper-thin oxide layers without compromising insulation strength. The thinner oxide layer of HTF sensors results in much higher capacitance changes because capacitance is inversely proportional to the distance of the capacitor's plates from each other.

The thinner layer also means that water molecules will travel faster in and out of the pores. HTF aluminum oxide sensors therefore respond several times faster than conventional sensors.

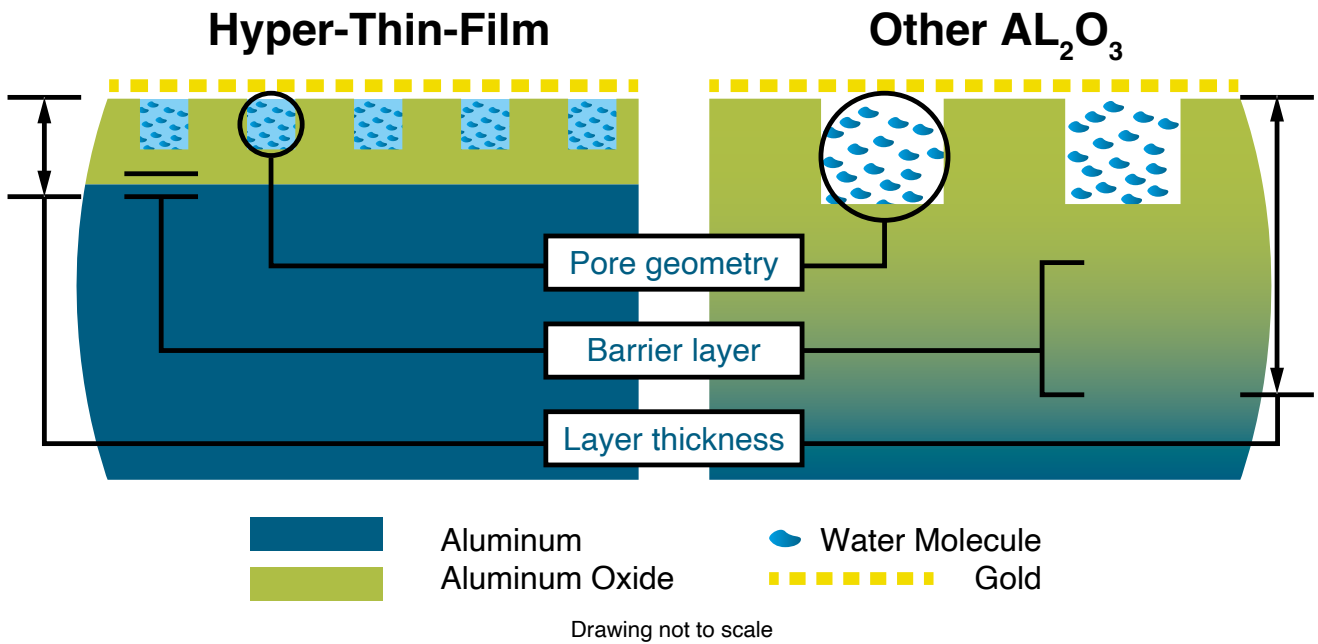
Barrier Layer

In HTF sensors, the transition between the aluminum oxide and the aluminum is sharp and clearly defined. This thinner barrier layer produces a capacitor with its electrodes very close together, which in turn causes the sensor's wet to dry capacitance ratio to be high. The benefit of high wet to dry capacitance ratio is that drift in capacitance due to undesirable factors is less significant. This is clearly a benefit as can be seen in HTF vs. conventional sensor comparisons of temperature sensitivity and aging drift.

The sharp transition from aluminum to aluminum oxide also reduces metal migration, one of the major causes of aging drift in conventional sensors.

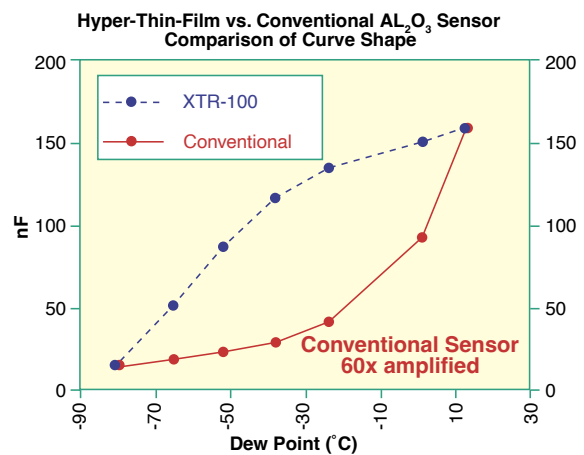
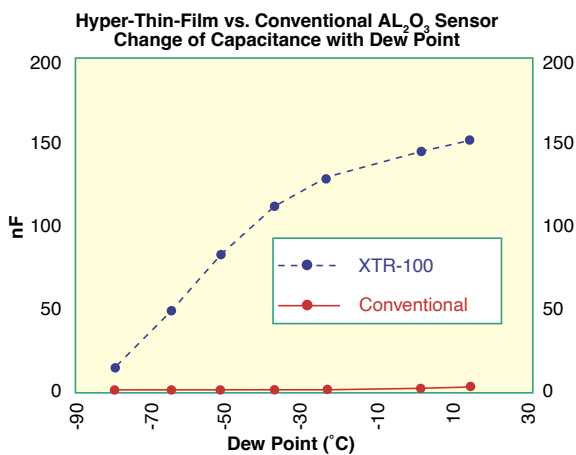
Pore Geometry

The most significant difference between HTF sensors and conventional sensors is, however, their pore geometry. While conventional sensors rely on hygroscopic aluminum oxide structures to attract water, HTF sensors rely on a pore geometry which slows the Brownian motion of the water molecules when entering the pores. The freed energy is absorbed by the mass of the sensor and the decreased entropy of the water molecules is equalized by an increase in their total number. This results in more dielectric in the pores and consequently a higher capacitance. The HTF pore geometry does not significantly change over time, while conventional hygroscopic aluminum oxide structures are not stable and collapse slowly into non-hygroscopic structures.



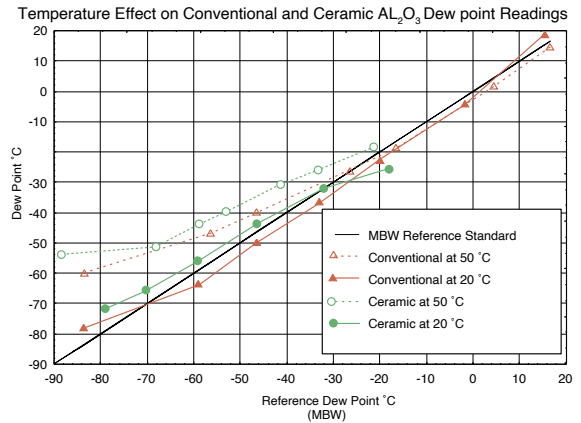
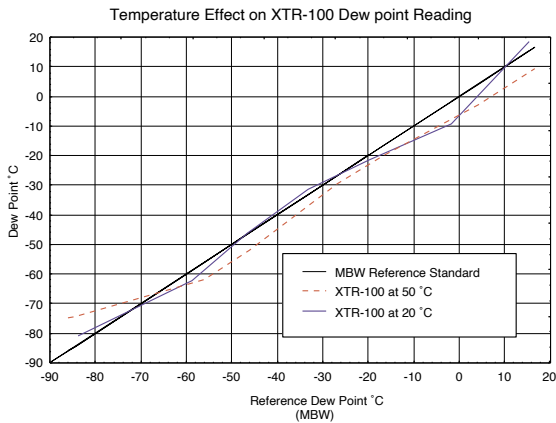
Sensitivity

The change of capacitance with moisture of HTF sensors over the full measurement range is 60 times larger than that of conventional sensors. However, because of the better linearity of HTF sensors, at the low end, capacitance changes with moisture are about 600 times larger than that of conventional sensors. The larger sensitivity of HTF sensors make it more stable and almost completely immune to other influences, such as temperature, electrical noise and even longterm drift. It puts HTF sensors in a league by themselves.



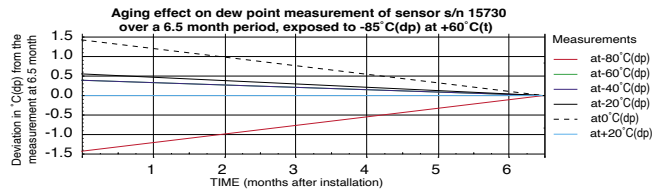
Temperature Coefficient

HTF aluminum oxide sensors are completely temperature stable over almost their full range. Only below -70°C(dp) does the measurement become slightly temperature sensitive. Temperature coefficients remain small enough though, to allow for software compensation. The temperature coefficients of conventional and ceramic sensors relative to their sensitivity are too large to allow for an accurate compensation through software.



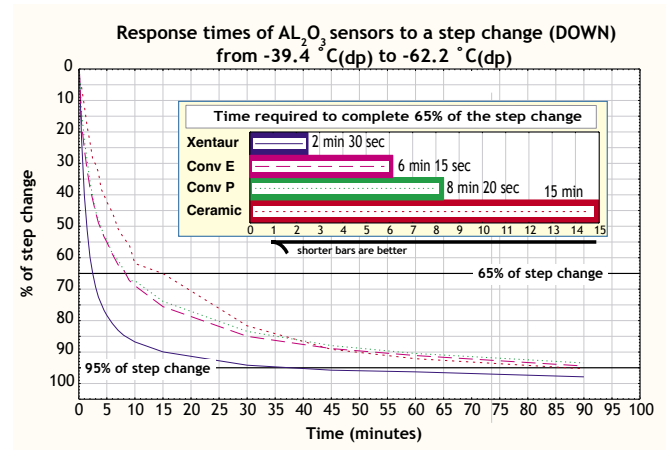
Drift

HTF sensors do not suffer from drift like conventional sensors. Their response curve remains virtually the same even after six months of operation at an elevated temperature.



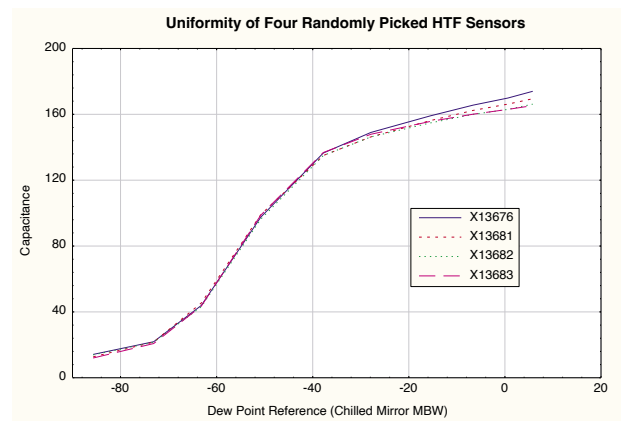
Speed

The thinner oxide layer of HTF sensors results in much faster response times.



Uniformity

HTF aluminum oxide sensors can be manufactured with a high degree of uniformity. Sensors are freely exchangeable in the field with only minor adjustments required at the very extreme ends of the measurement range.



SPECIFICATIONS

HTF Sensor	
Sensor dew point options	XTR-100: -148°F to +68°F / -100°C to +20°C / 0.014ppmv to 23700ppmv / 0.0009lbs to 1105lbs XTR-65: -85°F to +68°F / -65°C to +20°C / 5.40ppmv to 23700ppmv / 0.2747lbs to 1105lbs XTR-60: -76°F to +86°F / -60°C to +20°C / 10.65ppmv to 23700ppmv / 1.44lbs to 1105lbs XTR-LQ: For use in Liquid Oils, ppmv range will vary with application
Type	Hyper Thin Film HTF high capacitance AL_2O_3
Capacitance	15nF to 200nF
Accuracy	±5.5°F (±3°C)
Repeatability	±0.9°F (±0.5°C)
Operating temperature	14°F to 158°F (-10°C to +70°C), non-condensing
Storage temperature	-40°F to +176°F (-40°C to +80°C), non-condensing
Sample flow range	(Linear velocity @ 1ATM): Flow Rate 2lpm
Enclosure	Encapsulated in 100 micron sintered stainless steel
Calibration method	NIST/NPL traceable multi-point factory calibration
Pressure operating range	Standard: 500 PSI (34 bar), Optional: 5,000 PSI (340 bar)
Mechanical connections	14mm x 1.25mm sparkplug threads, and 3/4"-16 threads, standard
Approvals/classifications	CE for electromagnetic compatibility, accredited laboratory tested and certified
Hazardous locations	UL: Class I, Division 1, Groups A, B, C, D, E, F, G ATEX: II 1 G EEx ia IIC / II 1 D Ex iaD IECEX: Ex ia IIC T6 Ga, Ex ia III C T70°C Da Intrinsically safe when installed per drawings XDT.00.D.6001 or XDT.00.D.6002 or XDT.00.D.6003

GAIN REAL-TIME INSIGHT INTO YOUR PROCESS

Process Insights delivers premium analytical sensors, analyzers, instrumentation, software and solutions that are mission-critical to keep your operations, personnel, and the environment safe. Our commitment to customer satisfaction is evident through our diverse range of products, programs, and services, designed to accommodate various budgets and application needs.

ETA Process Instrumentation

www.etapii.com
sales@etapii.com
tel: 978.532.1330

New England

Martech Controls

www.martechcontrols.com
sales@martechcontrols.com
tel: 315.876.9120

Upstate New York

